







SIGNAL ASPECTS AND INDICATIONS—April 7, 2010

SPECIAL ASPECTS WHICH ARE NOT PART OF AUTOMATIC BLOCK, CTC AND INTERLOCKING SYSTEMS			
Rule	Aspects	Name	Indication
9.1.16		TAKE SIDING INDICATOR	When illuminated, hand operate switch to enter next siding or to leave siding and enter main track.
9.1.22		SLIDE FENCE INDICATOR	When illuminated continuously or when not illuminated, slide fence has been activated; proceed at restricted speed.
9.1.23		SLIDE FENCE INDICATOR	When flashing, slide fence has not been activated.
9.1.24		RESUME SPEED	End of slide fence restriction; resume speed.
9.1.25		HIGH WATER INDICATOR	When red or not illuminated, high water may be present; proceed at restricted speed through detection limits identified by timetable.
9.1.26		HIGH WATER INDICATOR	When green, no high water has been detected.

General Signal Instructions

In addition to Rule 9.1 of the General Code of Operating Rules, the following General Signal Instructions apply on BNSF Railway:

- Dwarf signals will display the same aspects and indications as high signals.
- The following symbols are used in diagrams of signal aspects:



To indicate a number plate.



To indicate a flashing light.



To indicate color light signal head.



To indicate position of semaphore arm.



To indicate grade marker.